



MENU CARD NUTRITION & ALLERGEN INFORMATION BOOKLET OF PIZZA HUT PRODUCTS

**AN AVERAGE ACTIVE ADULT REQUIRES 2,000 KCAL ENERGY PER DAY,
HOWEVER, CALORIES NEEDS MAY VARY**

ALL INFORMATION GIVEN IN COMPLIANCE TO FSSAI LABELLING & DISPLAY REGULATION



Contents

Pan Pizza	1,2 & 3
TnC Pizza	4
Ultimate Cheese Pizzas / Crafted Flatzz	5
Melts	5
Flavour Fun Pizza	6
Chicken Wings	6
Dips	6
Garlic Bread	7
Pasta	7
Sides	8
Dessert	8
Beverages	8
Beverages	9
Crust Upgrade	9
Golden Hand Stretched Pizzas	10

Note

Allergen Advice – Pizza Hut products contains Cereals containing Gluten, Soya and Milk & Milk Products.

Spices & condiments used in the Pizza Hut may contain or are manufacture on the lines where other allergens like Sesame, Mustard, Celery, Nuts, Sulphites are handled.

Pepsi Black contains a mixture of Sucralose and Acesulphame Potassium . Not recommended for children. No sugar added in the product.

7UP ZERO SUGAR & MASALA LEMONADE MADE WITH 7UP ZERO SUGAR CONTAINS AN ADMIXTURE OF ASPARTAME, SUCRALOSE AND ACESULFAME POTASSIUM. NOT RECOMMENDED FOR PHENYLKETONURICS, CHILDREN, PREGNANT OR LACTATING WOMEN.

*All these products are analysed at FSSAI approved, NABL accredited and ISO 17025 certified laboratories.

All values have been rounded off to the nearest decimal. Above values are based on per slice or portion size served in the restaurants. Substitutions of ingredients may alter nutritional values. Although this data is based on standard portion product guidelines, variations can be expected due to seasonal influences, minor differences in product assembly per restaurant and other factors. certain locations may at times offer test products, limited-time offerings or other regional menu choices not listed here.

Product data is based on current formulations as of the date of posting. If you have any questions about Pizza Hut and nutrition or are particularly sensitive to specific ingredients or foods, please contact us.

"ND" for Sugar is Not detected

Limit of Quantification for Sugars is 1 g/100 g

Limit of Quantification for Cholesterol is 2.64 mg/100 g

Limit of Quantification for Trans-fat is 0.01g/100gm

Veg/ Non Veg	Products Pan Pizza																						Allergen Information
		Net Weight (g)	No of Slices/Pizza	Energy (kcal)	Energy %RDA (2000Kcal)	Carbohydrate (g)	Protein (g)	Dietary Fibre (g)	Total Sugar (g)	Added Sugar (g)	Added Sugar %RDA (50 g)	Total Fat (g)	Total Fat %RDA (67 g)	MUFA (g)	PUFA (g)	Saturated Fat (g)	Saturated Fat %RDA (22 g)	Transfat (g)	Trans Fat %RDA (2 g)	Cholesterol (mg)	Sodium (mg)	Sodium %RDA (2000 mg)	
🟢	Margherita Pizza (Personal)	248	4	725.1	36.3	101.6	31.9	8.2	ND	ND	ND	21.2	31.7	5.3	8.2	7.7	35.2	0.2	11.8	53.0	1430.8	71.5	Contains Cereals containing Gluten (Wheat), Soya and Milk & Milk Products.
🟢	Schezwan Margherita Pizza (Personal)	248	4	743.7	37.2	104.0	31.7	9.0	3.1	1.2	2.4	22.3	33.3	5.5	8.8	8.0	36.3	0.2	11.8	53.1	1646.1	82.3	Contains Cereals containing Gluten (Wheat), Soya and Milk & Milk Products.
🟢	Corn n Cheese Pizza (Personal)	272	4	869.1	43.5	131.9	36.0	7.7	ND	ND	ND	22.0	32.8	5.9	5.8	10.3	46.9	0.3	15.6	32.5	1003.9	50.2	Contains Cereals containing Gluten (Wheat), Soya and Milk & Milk Products.
🟢	Veggie Feast Pizza (Personal)	306	4	822.8	41.1	122.1	35.8	8.5	ND	ND	ND	21.2	31.7	5.6	7.3	8.3	37.8	0.3	13.1	44.3	1753.1	87.7	Contains Cereals containing Gluten (Wheat), Soya and Milk & Milk Products.
🟢	Spiced Paneer Pizza (Personal)	296	4	815.5	40.8	95.0	43.3	13.8	ND	ND	ND	29.1	43.5	8.1	5.0	16.0	72.9	0.7	34.4	74.7	1244.0	62.2	Contains Cereals containing Gluten (Wheat), Soya and Milk & Milk Products.
🟢	Mexican Fiesta Veg (Personal)	322	4	855.6	42.8	108.9	36.9	9.8	ND	ND	ND	30.3	45.2	7.8	10.1	12.4	56.1	0.3	17.1	34.4	2658.3	132.9	Contains Cereals containing Gluten (Wheat), Soya and Milk & Milk Products.
🟢	Tandoori Paneer Pizza (Personal)	318	4	1064.7	53.2	152.8	35.7	14.1	ND	ND	ND	34.5	51.5	8.5	12.6	13.3	60.7	0.4	21.8	43.4	1922.8	96.1	Contains Cereals containing Gluten (Wheat), Soya and Milk & Milk Products.
🟢	Country Feast Pizza (Personal)	334	4	815.2	40.8	134.2	33.5	14.4	ND	ND	ND	16.1	24.0	4.2	5.4	6.5	29.5	0.2	10.7	133.6	1801.1	90.1	Contains Cereals containing Gluten (Wheat), Soya and Milk & Milk Products.
🟢	Ultimate Tandoori Veggie (Personal)	340	4	1067.5	53.4	156.4	32.3	11.2	ND	ND	ND	34.7	51.9	8.6	14.3	11.9	54.1	0.3	14.4	28.0	2753.9	137.7	Contains Cereals containing Gluten (Wheat), Soya and Milk & Milk Products.
🟢	Veggie Supreme Pizza (Personal)	336	4	853.2	42.7	110.8	35.5	8.9	ND	ND	ND	28.8	43.0	8.0	9.9	11.0	50.2	0.3	16.0	64.9	1182.2	59.1	Contains Cereals containing Gluten (Wheat), Soya and Milk & Milk Products.
🟢	Mazedar Makhni Paneer (Personal)	306	4	879.9	44.0	100.7	40.1	8.5	ND	ND	ND	35.2	52.6	9.2	10.3	15.7	71.3	0.5	25.9	27.2	2801.3	140.1	Contains Cereals containing Gluten (Wheat), Soya and Milk & Milk Products.
🟢	Royal Spice Paneer (Personal)	359	4	895.1	44.8	101.2	40.2	14.6	ND	ND	0.0	36.6	54.7	10.7	12.3	13.6	61.8	ND	0.0	51.0	1568.9	78.4	Contains Cereals containing Gluten (Wheat), Soya and Milk & Milk Products.
🟢	Kadhai Paneer (Personal)	355	4	1170.8	58.5	171.5	39.8	14.6	6.7	6.4	12.8	36.2	54.0	9.5	13.3	13.3	60.4	ND	0.0	49.7	1682.3	84.1	Contains Cereals containing Gluten (Wheat), Soya and Milk & Milk Products.
🟢	Southern Fiery Paneer (Personal)	363	4	1197.5	59.9	175.3	41.6	14.7	ND	ND	0.0	36.7	54.7	10.2	12.7	13.8	62.5	ND	0.0	51.7	1946.4	97.3	Contains Cereals containing Gluten (Wheat), Soya and Milk & Milk Products.
🟢	Bold BBQ Veggies (Personal)	322	4	779.1	39.0	108.2	38.5	10.2	18.8	10.5	21.0	21.4	31.9	5.7	6.1	9.6	43.5	0.4	19.3	19.2	1283.1	64.2	Contains Cereals containing Gluten (Wheat), Soya and Milk & Milk Products.
🟠	Chicken Sausage Pizza (Personal)	288	4	891.5	44.6	98.5	36.2	9.4	ND	ND	ND	39.2	58.5	11.1	11.9	16.2	73.4	0.5	25.9	77.7	1366.3	68.3	Contains Cereals containing Gluten (Wheat), Soya and Milk & Milk Products.
🟠	Sausage & Sweet Corn (Personal)	300	4	829.8	41.5	105.7	37.5	19.5	ND	ND	ND	28.5	42.6	8.2	8.3	12.1	55.0	0.3	14.4	25.7	2406.6	120.3	Contains Cereals containing Gluten (Wheat), Soya and Milk & Milk Products.
🟠	Sizzling Schezwan Chicken (Personal)	276	4	763.2	38.2	99.8	40.0	13.5	ND	ND	ND	22.7	33.8	6.1	6.9	9.7	43.9	0.3	13.2	40.6	2673.3	133.7	Contains Cereals containing Gluten (Wheat), Soya and Milk & Milk Products.
🟠	Dhabe Da Keema (Personal)	320	4	864.7	43.2	99.5	40.0	13.7	ND	ND	ND	34.1	50.9	9.4	12.6	12.1	54.8	0.3	13.5	47.3	2749.5	137.5	Contains Cereals containing Gluten (Wheat), Soya and Milk & Milk Products.
🟠	Chicken Pepperoni Pizza (Personal)	292	4	877.6	43.9	100.7	29.7	9.5	7.2	3.4	6.7	39.5	59.0	12.4	11.5	15.6	70.7	0.4	21.9	224.7	1895.6	94.8	Contains Cereals containing Gluten (Wheat), Soya and Milk & Milk Products.
🟠	Chicken Tikka Pizza (Personal)	288	4	792.5	39.6	97.2	35.3	13.7	ND	ND	ND	29.2	43.5	7.7	9.1	12.4	56.4	0.4	18.2	75.2	1317.4	65.9	Contains Cereals containing Gluten (Wheat), Soya and Milk & Milk Products.
🟠	Murg Malai Chicken(Personal)	316	4	850.9	42.5	108.0	43.2	7.8	ND	ND	ND	27.3	40.8	7.5	7.7	12.1	55.1	0.4	20.1	49.3	2568.6	128.4	Contains Cereals containing Gluten (Wheat), Soya and Milk & Milk Products.
🟠	Chicken Supreme Pizza (Personal)	326	4	890.7	44.5	94.8	47.8	10.4	ND	ND	ND	35.6	53.1	10.8	11.4	13.3	60.5	0.4	19.0	79.2	2530.2	126.5	Contains Cereals containing Gluten (Wheat), Soya and Milk & Milk Products.
🟠	Chicken Tikka Supreme Pizza (Personal)	326	4	870.7	43.5	99.1	45.1	8.6	ND	ND	ND	32.7	48.8	9.3	11.1	12.3	56.1	0.3	17.0	50.9	2661.1	133.1	Contains Cereals containing Gluten (Wheat), Soya and Milk & Milk Products.
🟠	Nawabi Murg Makhni (Personal)	346	4	870.4	43.5	103.5	44.1	13.2	ND	ND	ND	31.1	46.4	8.3	10.5	12.3	55.8	0.3	14.6	64.8	3248.3	162.4	Contains Cereals containing Gluten (Wheat), Soya and Milk & Milk Products.
🟠	Triple Chicken Feast (Personal)	368	4	963.9	48.2	90.8	48.3	10.9	ND	ND	ND	45.3	67.6	14.6	11.9	18.7	85.0	0.5	27.2	51.9	2163.8	108.2	Contains Cereals containing Gluten (Wheat), Soya and Milk & Milk Products.
🟠	Royal Spice Chicken (Personal)	358	4	990.2	49.5	121.0	44.4	15.9	ND	ND	0.0	36.5	54.5	11.2	13.5	11.9	54.2	ND	0.0	97.7	1363.2	68.2	Contains Cereals containing Gluten (Wheat), Soya and Milk & Milk Products.
🟠	Kadhai Chicken (Personal)	350	4	955.2	47.8	116.9	42.4	15.1	5.6	5.3	10.6	35.4	52.8	10.6	13.2	11.6	52.5	ND	0.0	97.8	1671.7	83.6	Contains Cereals containing Gluten (Wheat), Soya and Milk & Milk Products.
🟠	Southern Fiery Chicken (Personal)	354	4	977.7	48.9	128.9	50.3	16.7	ND	ND	0.0	29.0	43.3	8.5	9.1	11.4	52.0	ND	0.0	53.5	1552.6	77.6	Contains Cereals containing Gluten (Wheat), Soya and Milk & Milk Products.































Veg/ Non Veg	Products Pan Pizza																							
		Net Weight (g)	No of Slices/Pizza	Energy (kcal)	Energy %RDA (2000Kcal)	Carbohydrate (g)	Protein (g)	Dietary Fibre (g)	Total Sugar (g)	Added Sugar (g)	Added Sugar %RDA (50 g)	Total Fat (g)	Total Fat %RDA (67 g)	MUFA (g)	PUFA (g)	Saturated Fat (g)	Saturated Fat %RDA (22 g)	Transfat (g)	Trans Fat %RDA (2 g)	Cholesterol (mg)	Sodium (mg)	Sodium %RDA (2000 mg)	Allergen Information	
🟢	Margherita Pizza (Medium)	471	6	1377.1	68.9	193.0	60.7	15.5	ND	ND	ND	40.3	60.1	10.0	15.5	14.7	66.8	0.4	22.4	100.8	2717.4	135.9	Contains Cereals containing Gluten (Wheat), Soya and Milk & Milk Products.	
🟢	Schezwan Margherita Pizza (Medium)	471	6	1412.4	70.6	197.5	60.3	17.0	6.0	2.2	4.5	42.4	63.2	10.4	16.7	15.2	68.9	0.4	22.4	100.8	3126.2	156.3	Contains Cereals containing Gluten (Wheat), Soya and Milk & Milk Products.	
🟢	Corn n Cheese Pizza (Medium)	525	6	1677.4	83.9	254.5	69.4	14.9	ND	ND	ND	42.4	63.3	11.3	11.2	19.9	90.5	0.6	30.1	62.8	1937.7	96.9	Contains Cereals containing Gluten (Wheat), Soya and Milk & Milk Products.	
🟢	Veggie Feast Pizza (Medium)	597	6	1605.3	80.3	238.3	69.8	16.7	ND	ND	ND	41.4	61.8	10.9	14.3	16.2	73.8	0.5	25.6	86.4	3420.2	171.0	Contains Cereals containing Gluten (Wheat), Soya and Milk & Milk Products.	
🟢	Spiced Paneer Pizza (Medium)	579	6	1595.2	79.8	185.9	84.8	27.1	ND	ND	ND	56.9	85.0	15.9	9.7	31.4	142.6	1.3	67.4	146.1	2433.3	121.7	Contains Cereals containing Gluten (Wheat), Soya and Milk & Milk Products.	
🟢	Mexican Fiesta Veg (Medium)	621	6	1650.2	82.5	210.1	71.2	18.8	ND	ND	ND	58.4	87.1	15.1	19.4	23.8	108.3	0.7	32.9	66.3	5126.7	256.3	Contains Cereals containing Gluten (Wheat), Soya and Milk & Milk Products.	
🟢	Tandoori Paneer Pizza (Medium)	612	6	2049.1	102.5	294.1	68.6	27.2	ND	ND	ND	66.5	99.2	16.4	24.3	25.7	116.7	0.8	42.0	83.5	3700.6	185.0	Contains Cereals containing Gluten (Wheat), Soya and Milk & Milk Products.	
🟢	Country Feast Pizza (Medium)	672	6	1640.2	82.0	270.0	67.3	28.9	ND	ND	ND	32.3	48.2	8.4	10.9	13.0	59.3	0.4	21.5	268.8	3623.8	181.2	Contains Cereals containing Gluten (Wheat), Soya and Milk & Milk Products.	
🟢	Ultimate Tandoori Veggie (Medium)	657	6	2062.9	103.1	302.3	62.4	21.6	ND	ND	ND	67.1	100.2	16.5	27.6	23.0	104.6	0.6	27.8	54.1	5321.5	266.1	Contains Cereals containing Gluten (Wheat), Soya and Milk & Milk Products.	
🟢	Veggie Supreme Pizza (Medium)	651	6	1653.1	82.7	214.7	68.8	17.2	ND	ND	ND	55.9	83.4	15.5	19.1	21.4	97.2	0.6	31.0	125.7	2290.5	114.5	Contains Cereals containing Gluten (Wheat), Soya and Milk & Milk Products.	
🟢	Mazedar Makhni Paneer (Medium)	600	6	1725.4	86.3	197.4	78.6	16.7	ND	ND	ND	69.1	103.1	18.1	20.1	30.8	139.8	1.0	50.7	53.4	5492.8	274.6	Contains Cereals containing Gluten (Wheat), Soya and Milk & Milk Products.	
🟢	Bold BBQ Veggies (Medium)	612	6	1480.8	74.0	205.7	73.2	19.5	35.8	19.9	39.8	40.6	60.6	10.9	11.6	18.2	82.7	0.7	36.6	36.4	2438.7	121.9	Contains Cereals containing Gluten (Wheat), Soya and Milk & Milk Products.	
🟢	Royal Spice Paneer (Medium)	720	6	1795.1	89.8	202.9	80.6	29.4	ND	ND	0.0	73.4	109.6	21.5	24.6	27.3	124.0	ND	0.0	102.4	3146.6	157.3	Contains Cereals containing Gluten (Wheat), Soya and Milk & Milk Products.	
🟢	Kadhai Paneer (Medium)	709	6	2338.3	116.9	342.4	79.4	29.2	13.5	12.8	25.5	72.3	107.9	19.1	26.7	26.5	120.5	ND	0.0	99.2	3359.9	168.0	Contains Cereals containing Gluten (Wheat), Soya and Milk & Milk Products.	
🟢	Southern Fiery Paneer (Medium)	727	6	2398.4	119.9	351.1	83.2	29.4	ND	ND	0.0	73.4	109.6	20.5	25.4	27.6	125.2	ND	0.0	103.6	3898.2	194.9	Contains Cereals containing Gluten (Wheat), Soya and Milk & Milk Products.	
🟠	Chicken Sausage Pizza (Medium)	549	6	1699.5	85.0	187.7	69.0	17.9	ND	ND	ND	74.7	111.6	21.2	22.8	30.8	140.0	1.0	49.4	148.1	2604.5	130.2	Contains Cereals containing Gluten (Wheat), Soya and Milk & Milk Products.	
🟠	Sausage & Sweet Corn (Medium)	582	6	1609.7	80.5	205.1	72.7	37.9	ND	ND	ND	55.4	82.7	15.8	16.1	23.5	106.6	0.6	27.9	50.0	4668.9	233.4	Contains Cereals containing Gluten (Wheat), Soya and Milk & Milk Products.	
🟠	Sizzling Schezwan Chicken (Medium)	528	6	1460.0	73.0	190.9	76.5	25.9	ND	ND	ND	43.4	64.7	11.7	13.2	18.5	84.0	0.5	25.2	77.8	5114.1	255.7	Contains Cereals containing Gluten (Wheat), Soya and Milk & Milk Products.	
🟠	Dhabe Da Keema (Medium)	615	6	1661.8	83.1	191.2	76.8	26.4	ND	ND	ND	65.5	97.8	18.0	24.3	23.2	105.4	0.5	26.0	90.9	5284.2	264.2	Contains Cereals containing Gluten (Wheat), Soya and Milk & Milk Products.	
🟠	Chicken Pepperoni Pizza (Medium)	561	6	1686.1	84.3	193.6	57.0	18.2	13.9	6.5	12.9	76.0	113.4	23.9	22.2	29.9	135.9	0.8	42.0	431.7	3641.9	182.1	Contains Cereals containing Gluten (Wheat), Soya and Milk & Milk Products.	
🟠	Chicken Tikka Pizza (Medium)	642	6	1766.5	88.3	216.8	78.6	30.6	ND	ND	ND	65.0	97.0	17.1	20.3	27.7	125.7	0.8	40.7	167.7	2936.7	146.8	Contains Cereals containing Gluten (Wheat), Soya and Milk & Milk Products.	
🟠	Murg Malai Chicken (Medium)	612	6	1647.9	82.4	209.1	83.8	15.1	ND	ND	ND	52.9	79.0	14.6	14.9	23.5	106.8	0.8	38.9	95.4	4974.7	248.7	Contains Cereals containing Gluten (Wheat), Soya and Milk & Milk Products.	
🟠	Chicken Supreme Pizza (Medium)	642	6	1754.1	87.7	186.6	94.1	20.4	ND	ND	ND	70.1	104.6	21.3	22.5	26.2	119.2	0.7	37.4	156.1	4982.7	249.1	Contains Cereals containing Gluten (Wheat), Soya and Milk & Milk Products.	
🟠	Chicken Tikka Supreme Pizza (Medium)	633	6	1690.6	84.5	192.4	87.5	16.8	ND	ND	ND	63.5	94.7	18.0	21.5	23.9	108.8	0.7	33.0	98.8	5167.1	258.4	Contains Cereals containing Gluten (Wheat), Soya and Milk & Milk Products.	
🟠	Nawabi Murg Makhni (Medium)	678	6	1705.5	85.3	202.7	86.4	25.9	ND	ND	ND	61.0	91.0	16.2	20.6	24.0	109.3	0.6	28.6	126.9	6365.1	318.3	Contains Cereals containing Gluten (Wheat), Soya and Milk & Milk Products.	
🟠	Triple Chicken Feast (Medium)	717	6	1878.1	93.9	177.0	94.1	21.3	ND	ND	ND	88.2	131.6	28.5	23.3	36.4	165.6	1.1	53.0	101.1	4215.8	210.8	Contains Cereals containing Gluten (Wheat), Soya and Milk & Milk Products.	
🟠	Royal Spice Chicken (Medium)	702	6	1941.7	97.1	237.3	87.0	31.2	ND	ND	0.0	71.6	106.9	21.9	26.4	23.4	106.3	ND	0.0	191.6	2673.0	133.7	Contains Cereals containing Gluten (Wheat), Soya and Milk & Milk Products.	
🟠	Kadhai Chicken (Medium)	684	6	1866.6	93.3	228.5	82.8	29.4	10.9	10.4	20.8	69.1	103.1	20.7	25.8	22.6	102.6	ND	0.0	191.0	3267.1	163.4	Contains Cereals containing Gluten (Wheat), Soya and Milk & Milk Products.	
🟠	Southern Fiery Chicken (Medium)	695	6	1919.6	96.0	253.0	98.7	32.7	ND	ND	0.0	57.0	85.1	16.7	17.9	22.4	102.0	ND	0.0	105.0	3048.2	152.4	Contains Cereals containing Gluten (Wheat), Soya and Milk & Milk Products.	



Veg/ Non-Veg	Products Pan Pizza																						Allergen Information
		Net Weight (g)	No of Slices/Pizza	Energy (kcal)	Energy %RDA (2000Kcal)	Carbohydrate (g)	Protein (g)	Dietary Fibre (g)	Total Sugar (g)	Added Sugar (g)	Added Sugar %RDA (50 g)	Total Fat(g)	Total Fat %RDA (67 g)	MUFA (g)	PUFA (g)	Saturated Fat (g)	Saturated Fat %RDA (22 g)	Transfat (g)	Trans Fat %RDA (2 g)	Cholesterol (mg)	Sodium (mg)	Sodium %RDA (2000 mg)	
🟢	Margherita Pizza (Large)	776	8	2268.8	113.4	317.9	99.9	25.6	ND	ND	ND	66.4	99.1	16.5	25.6	24.2	110.1	0.7	36.8	166.0	4477.2	223.9	Contains Cereals containing Gluten (Wheat), Soy and Milk & Milk Products.
🟢	Schezwan Margherita Pizza (Large)	796	8	2386.9	119.3	333.8	101.9	28.7	10.1	3.8	7.6	71.6	106.8	17.7	28.3	25.6	116.5	0.8	37.8	170.4	5283.3	264.2	Contains Cereals containing Gluten (Wheat), Soy and Milk & Milk Products.
🟢	Corn n Cheese Pizza (Large)	852	8	2722.2	136.1	413.0	112.7	24.2	ND	ND	ND	68.8	102.7	18.4	18.2	32.3	146.9	1.0	48.8	101.9	3144.6	157.2	Contains Cereals containing Gluten (Wheat), Soy and Milk & Milk Products.
🟢	Veggie Feast Pizza (Large)	972	8	2613.6	130.7	388.0	113.7	27.1	ND	ND	ND	67.4	100.7	17.8	23.2	26.4	120.2	0.8	41.7	140.6	5568.6	278.4	Contains Cereals containing Gluten (Wheat), Soy and Milk & Milk Products.
🟢	Spiced Paneer Pizza (Large)	948	8	2611.8	130.6	304.3	138.8	44.3	ND	ND	ND	93.2	139.2	26.0	15.9	51.4	233.5	2.2	110.3	239.2	3984.0	199.2	Contains Cereals containing Gluten (Wheat), Soy and Milk & Milk Products.
🟢	Mexican Fiesta Pizza (Large)	1004	8	2667.9	133.4	339.6	115.1	30.4	ND	ND	ND	94.4	140.8	24.5	31.4	38.5	175.0	1.1	53.2	107.1	8288.5	414.4	Contains Cereals containing Gluten (Wheat), Soy and Milk & Milk Products.
🟢	Tandoori Paneer Pizza (Large)	1000	8	3348.1	167.4	480.6	112.2	44.5	ND	ND	ND	108.6	162.1	26.9	39.8	42.0	190.7	1.4	68.6	136.4	6046.7	302.3	Contains Cereals containing Gluten (Wheat), Soy and Milk & Milk Products.
🟢	Country Feast Pizza (Large)	1088	8	2655.5	132.8	437.2	109.0	46.9	ND	ND	ND	52.3	78.1	13.6	17.6	21.1	95.9	0.7	34.8	435.2	5867.1	293.4	Contains Cereals containing Gluten (Wheat), Soy and Milk & Milk Products.
🟢	Ultimate Tandoori Veggie (Large)	1068	8	3353.4	167.7	491.3	101.5	35.1	ND	ND	ND	109.1	162.9	26.9	44.9	37.4	170.0	0.9	45.2	87.9	8650.5	432.5	Contains Cereals containing Gluten (Wheat), Soy and Milk & Milk Products.
🟢	Veggie Supreme Pizza (Large)	1056	8	2681.5	134.1	348.2	111.6	27.9	ND	ND	ND	90.6	135.3	25.1	31.0	34.7	157.7	1.0	50.3	203.9	3715.5	185.8	Contains Cereals containing Gluten (Wheat), Soy and Milk & Milk Products.
🟢	Mazedar Makhni Paneer (Large)	984	8	2829.6	141.5	323.7	128.9	27.4	ND	ND	ND	113.3	169.0	29.7	33.0	50.4	229.3	1.7	83.2	87.6	9008.1	450.4	Contains Cereals containing Gluten (Wheat), Soy and Milk & Milk Products.
🟢	Farmer`s Pick Pizza (Large)	1056	8	2580.4	129.0	341.0	125.9	15.5	ND	ND	ND	79.2	118.2	19.7	28.5	31.0	140.8	0.9	44.0	304.0	5959.6	298.0	Contains Cereals containing Gluten (Wheat), Soy and Milk & Milk Products.
🟢	Veg Exotica Pizza (Large)	1000	8	2255.3	112.8	341.4	85.0	30.2	ND	ND	ND	61.1	91.2	18.4	18.1	24.5	111.5	0.7	37.0	79.2	4170.4	208.5	Contains Cereals containing Gluten (Wheat), Soy and Milk & Milk Products.
🟢	Royal Spice Paneer Large Pan Pizza	1161	8	2951.4	147.6	352.6	116.8	48.8	ND	ND	0.0	130.1	194.3	27.9	36.6	62.8	285.5	ND	0.0	126.0	8858.4	442.9	Contains Cereals containing Gluten (Wheat), Soy and Milk & Milk Products.
🟢	Kadhai Paneer Large Pan Pizza	1146	8	2848.5	142.4	323.4	119.9	35.4	ND	ND	0.0	136.7	204.1	29.9	42.5	61.3	278.7	ND	0.0	108.6	10957.5	547.9	Contains Cereals containing Gluten (Wheat), Soy and Milk & Milk Products.
🟢	Southern Fiery Paneer Large Pan Pizza	1152	8	2742.0	137.1	337.1	112.6	45.6	ND	ND	0.0	115.0	171.6	25.2	34.2	53.2	241.9	ND	0.0	105.3	9426.5	471.3	Contains Cereals containing Gluten (Wheat), Soy and Milk & Milk Products.
🟠	Chicken Sausage Pizza (Large)	904	8	2798.4	139.9	309.1	113.6	29.5	ND	ND	ND	123.1	183.7	34.9	37.5	50.7	230.5	1.6	81.4	243.9	4288.7	214.4	Contains Cereals containing Gluten (Wheat), Soy and Milk & Milk Products.
🟠	Sausage & Sweet Corn Pizza(Large)	924	8	2555.6	127.8	325.7	115.4	60.1	ND	ND	ND	87.9	131.2	25.2	25.6	37.2	169.3	0.9	44.2	79.3	7412.4	370.6	Contains Cereals containing Gluten (Wheat), Soy and Milk & Milk Products.
🟠	Sizzling Schezwan Chicken Pizza(Large)	820	8	2267.4	113.4	296.5	118.9	40.2	ND	ND	ND	67.3	100.5	18.1	20.5	28.7	130.5	0.8	39.2	120.8	7942.4	397.1	Contains Cereals containing Gluten (Wheat), Soy and Milk & Milk Products.
🟠	Dhabe Da Keema (Large)	992	8	2680.6	134.0	308.4	124.0	42.5	ND	ND	ND	105.7	157.8	29.0	39.2	37.4	170.0	0.8	41.9	146.7	8523.4	426.2	Contains Cereals containing Gluten (Wheat), Soy and Milk & Milk Products.
🟠	Chicken Pepperoni Pizza (Large)	924	8	2777.1	138.9	318.8	93.9	30.0	22.8	10.6	21.3	125.1	186.8	39.4	36.5	49.2	223.8	1.4	69.2	711.0	5998.5	299.9	Contains Cereals containing Gluten (Wheat), Soy and Milk & Milk Products.
🟠	Chicken Tikka Pizza (Large)	1016	8	2795.6	139.8	343.0	124.4	48.4	ND	ND	ND	102.9	153.6	27.0	32.1	43.8	199.0	1.3	64.4	265.5	4647.5	232.4	Contains Cereals containing Gluten (Wheat), Soy and Milk & Milk Products.
🟠	Murg Malai Chicken (Large)	1016	8	2735.8	136.8	347.1	139.1	25.1	ND	ND	ND	87.9	131.2	24.2	24.8	39.0	177.2	1.3	64.6	158.4	8258.6	412.9	Contains Cereals containing Gluten (Wheat), Soy and Milk & Milk Products.
🟠	Chicken Supreme Pizza (Large)	1056	8	2885.3	144.3	307.0	154.7	33.5	ND	ND	ND	115.2	172.0	35.1	37.0	43.1	196.1	1.2	61.6	256.7	8195.9	409.8	Contains Cereals containing Gluten (Wheat), Soy and Milk & Milk Products.
🟠	Chicken Tikka Supreme Pizza (Large)	1052	8	2809.6	140.5	319.7	145.4	27.9	ND	ND	ND	10.0	15.0	29.9	35.8	39.8	180.9	1.1	54.9	164.3	8587.4	429.4	Contains Cereals containing Gluten (Wheat), Soy and Milk & Milk Products.
🟠	Nawabi Murg Makhni (Large)	1132	8	2847.5	142.4	338.5	144.3	43.3	ND	ND	ND	101.8	152.0	27.0	34.4	40.2	182.5	1.0	47.8	211.9	10627.3	531.4	Contains Cereals containing Gluten (Wheat), Soy and Milk & Milk Products.
🟠	Triple Chicken Feast (Large)	1164	8	3048.9	152.4	287.3	152.8	34.6	ND	ND	ND	143.2	213.7	46.2	37.8	59.2	268.9	1.7	86.0	164.2	6844.1	342.2	Contains Cereals containing Gluten (Wheat), Soy and Milk & Milk Products.
🟠	Royal Spice Chicken Large Pan Pizza	1116	8	2650.2	132.5	355.3	104.7	36.4	ND	ND	0.0	98.1	146.4	22.1	35.8	38.4	174.5	ND	0.0	86.8	6362.1	318.1	Contains Cereals containing Gluten (Wheat), Soy and Milk & Milk Products.
🟠	Kadhai Chicken Large Pan Pizza	1101	8	2967.1	148.4	275.5	209.2	37.4	ND	ND	0.0	117.7	175.7	25.4	44.3	45.8	208.2	ND	0.0	115.2	7423.4	371.2	Contains Cereals containing Gluten (Wheat), Soy and Milk & Milk Products.
🟠	Southern Fiery Chicken Large Pan Pizza	1107	8	2666.3	133.3	327.7	106.2	35.6	ND	ND	0.0	111.4	166.2	25.0	43.0	41.4	188.2	ND	0.0	133.0	7138.2	356.9	Contains Cereals containing Gluten (Wheat), Soy and Milk & Milk Products.



Veg/ Non Veg	Products TnC Pizza																					Allergen Information	
		Net Weight (g)	No of Slices/Pizza	Energy (kcal)	Energy %RDA (2000kcal)	Carbohydrate (g)	Protein (g)	Dietary Fibre (g)	Total Sugar (g)	Added Sugar (g)	Added Sugar %RDA (50 g)	Total Fat(g)	Total Fat %RDA (67 g)	MUFA (g)	PUFA (g)	Saturated Fat (g)	Saturated Fat %RDA (22 g)	Transfat (g)	Trans Fat %RDA (2 g)	Cholesterol (mg)	Sodium (mg)		Sodium %RDA (2000 mg)
	Mazedar Makhni Paneer TnC Pizza	512	8	1482.4	74.1	168.1	65.9	15.1	ND	ND	ND	61.2	91.3	16.1	9.0	36.6	166.6	1.3	66.1	29.0	4307.5	215.4	Contains Cereals containing Gluten (Wheat), Soya and Milk & Milk Products.
	Mexican Fiesta TnC Pizza	536	8	1384.4	69.2	182.2	60.9	16.6	ND	ND	ND	46.0	68.7	12.2	7.2	26.8	122.0	1.1	55.3	30.6	4027.7	201.4	Contains Cereals containing Gluten (Wheat), Soya and Milk & Milk Products.
	Bold BBQ Veggies TnC Pizza	524	8	1391.3	69.6	182.2	78.0	16.8	33.4	17.6	35.2	39.1	58.3	10.5	7.3	21.3	97.0	1.0	48.1	31.5	2616.2	130.8	Contains Cereals containing Gluten (Wheat), Soya and Milk & Milk Products.
	Schezwan Margherita TnC Pizza	384	8	1187.1	59.4	166.6	48.7	14.8	ND	ND	ND	36.9	55.0	9.9	8.3	18.7	84.9	0.8	39.6	26.0	2540.8	127.0	Contains Cereals containing Gluten (Wheat), Soya and Milk & Milk Products.
	Ultimate Tandoori Veggie TnC Pizza	580	8	2288.6	114.4	236.3	59.5	19.4	ND	ND	ND	58.4	87.1	16.3	12.4	29.7	135.1	1.2	62.4	33.2	4025.6	201.3	Contains Cereals containing Gluten (Wheat), Soya and Milk & Milk Products.
	Margherita TnC Pizza	380	8	1112.8	55.6	152.9	49.8	13.0	ND	ND	ND	33.4	49.9	9.2	5.0	19.3	87.9	0.9	43.0	22.5	2149.6	107.5	Contains Cereals containing Gluten (Wheat), Soya and Milk & Milk Products.
	Veggie Feast TnC Pizza	504	8	1380.7	69.0	198.2	63.3	19.7	ND	ND	ND	35.9	53.5	10.0	6.6	19.3	87.6	0.8	41.8	29.7	2630.4	131.5	Contains Cereals containing Gluten (Wheat), Soya and Milk & Milk Products.
	Spiced Paneer TnC Pizza	492	8	1392.4	69.6	168.0	69.4	20.9	ND	ND	ND	49.3	73.5	13.7	6.4	29.3	133.2	1.3	63.6	27.5	1646.3	82.3	Contains Cereals containing Gluten (Wheat), Soya and Milk & Milk Products.
	Tandoori Paneer TnC Pizza	520	8	1693.4	84.7	224.9	69.6	23.0	ND	ND	ND	57.0	85.0	15.5	11.1	30.6	139.2	1.2	61.8	31.8	2800.7	140.0	Contains Cereals containing Gluten (Wheat), Soya and Milk & Milk Products.
	Veggie Supreme TnC Pizza	568	8	1464.2	73.2	193.1	59.9	15.7	ND	ND	ND	50.3	75.1	14.5	8.0	28.4	128.9	1.2	61.2	33.4	2091.7	104.6	Contains Cereals containing Gluten (Wheat), Soya and Milk & Milk Products.
	Corn & Cheese (Classic Corn) TnC Pizza	432	8	1312.8	65.6	180.6	58.8	15.3	ND	ND	ND	39.5	58.9	10.8	5.9	22.8	103.7	1.0	49.4	26.5	2539.9	127.0	Contains Cereals containing Gluten (Wheat), Soya and Milk & Milk Products.
	Country Feast TnC Pizza	560	8	1580.7	79.0	261.6	72.5	24.2	ND	ND	ND	43.3	64.7	12.4	8.9	22.0	100.2	0.9	46.2	34.0	3007.6	150.4	Contains Cereals containing Gluten (Wheat), Soya and Milk & Milk Products.
	Royal Spice Paneer TnC Pizza	656	8	1718.1	85.9	186.7	78.6	25.8	ND	ND	0.0	78.7	117.5	17.7	15.6	43.6	198.0	ND	0.0	118.1	5132.5	256.6	Contains Cereals containing Gluten (Wheat), Soya and Milk & Milk Products.
	Kadhai Paneer TnC Pizza	638	8	1692.1	84.6	183.7	82.6	19.0	ND	ND	0.0	73.9	110.3	15.4	13.0	43.8	198.9	ND	0.0	78.7	3851.3	192.6	Contains Cereals containing Gluten (Wheat), Soya and Milk & Milk Products.
	Southern Fiery Paneer TnC Pizza	646	8	1633.2	81.7	208.9	65.2	26.4	ND	ND	0.0	65.5	97.8	14.7	12.7	36.8	167.1	ND	0.0	90.8	4971.7	248.6	Contains Cereals containing Gluten (Wheat), Soya and Milk & Milk Products.
	Dhabe Da Keema TnC Pizza	660	8	1916.7	95.8	227.5	79.7	27.7	ND	ND	ND	76.9	114.8	20.7	22.4	34.1	154.8	1.2	61.5	42.7	5208.3	260.4	Contains Cereals containing Gluten (Wheat), Soya and Milk & Milk Products.
	Sausage & Sweet Corn TnC Pizza	496	8	1396.4	69.8	181.3	61.0	28.7	ND	ND	ND	49.1	73.3	14.3	8.0	26.6	120.9	1.1	56.4	32.2	3516.7	175.8	Contains Cereals containing Gluten (Wheat), Soya and Milk & Milk Products.
	Sizzling Schezwan Chicken TnC Pizza	440	8	1259.2	63.0	170.0	64.8	20.7	ND	ND	ND	36.3	54.2	10.2	7.7	18.5	84.3	0.8	41.0	24.7	3743.8	187.2	Contains Cereals containing Gluten (Wheat), Soya and Milk & Milk Products.
	Nawabi Murg Makhni TnC Pizza	592	8	1592.3	79.6	192.7	75.9	22.9	ND	ND	ND	57.3	85.5	17.1	14.7	25.6	116.2	1.0	48.9	31.7	4797.1	239.9	Contains Cereals containing Gluten (Wheat), Soya and Milk & Milk Products.
	Murg Malai Chicken TnC Pizza	524	8	1567.8	78.4	169.0	70.2	14.1	ND	ND	ND	68.0	101.4	17.9	11.3	38.9	177.0	1.6	78.4	28.7	3681.6	184.1	Contains Cereals containing Gluten (Wheat), Soya and Milk & Milk Products.
	Triple Chicken Feast TnC Pizza	632	8	1748.2	87.4	175.9	82.5	18.0	ND	ND	ND	79.2	118.3	25.2	14.2	39.9	181.5	1.5	75.1	39.5	4358.4	217.9	Contains Cereals containing Gluten (Wheat), Soya and Milk & Milk Products.
	Chicken Supreme TnC Pizza	560	8	1590.2	79.5	177.8	83.2	20.2	ND	ND	ND	60.7	90.6	18.8	12.5	29.3	133.4	1.1	54.6	34.5	4087.5	204.4	Contains Cereals containing Gluten (Wheat), Soya and Milk & Milk Products.
	Chicken Tikka Supreme TnC Pizza	548	8	1501.2	75.1	173.9	77.4	15.6	ND	ND	ND	55.1	82.2	14.9	11.6	28.6	129.9	1.1	56.5	31.0	4152.9	207.6	Contains Cereals containing Gluten (Wheat), Soya and Milk & Milk Products.
	Chicken Sausage TnC Pizza	460	8	1434.3	71.7	159.5	58.1	18.0	ND	ND	ND	62.6	93.5	18.6	8.0	36.1	164.1	1.4	69.2	43.2	2051.4	102.6	Contains Cereals containing Gluten (Wheat), Soya and Milk & Milk Products.
	Chicken Pepperoni TnC Pizza	448	8	1395.1	69.8	165.2	46.1	16.5	ND	ND	ND	61.1	91.2	18.8	8.2	34.1	155.1	1.3	64.8	42.1	2745.3	137.3	Contains Cereals containing Gluten (Wheat), Soya and Milk & Milk Products.
	Chicken Tikka TnC Pizza	528	8	1491.7	74.6	186.2	67.4	25.1	ND	ND	ND	53.0	79.1	14.2	12.8	26.0	118.2	0.9	46.2	40.1	2294.0	114.7	Contains Cereals containing Gluten (Wheat), Soya and Milk & Milk Products.
	Southern Fiery Chicken TnC Pizza	616	8	1444.3	72.2	159.4	75.6	20.5	ND	ND	0.0	60.6	90.5	14.0	11.0	33.9	154.0	ND	0.0	80.2	4402.0	220.1	Contains Cereals containing Gluten (Wheat), Soya and Milk & Milk Products.
	Kadhai Chicken TnC Pizza	608	8	1590.0	79.5	183.4	82.9	22.0	ND	ND	0.0	63.2	94.4	14.6	15.9	31.3	142.3	ND	0.0	94.9	4952.6	247.6	Contains Cereals containing Gluten (Wheat), Soya and Milk & Milk Products.
	Royal Spice Chicken TnC Pizza	626	8	1543.3	77.2	179.5	82.8	21.0	ND	ND	0.0	59.6	88.9	13.7	14.5	30.1	136.9	ND	0.0	72.2	4499.8	225.0	Contains Cereals containing Gluten (Wheat), Soya and Milk & Milk Products.



Veg/ Non Veg	Products	Nutritional Information																					Allergen Information
		Ultimate Cheese Pizzas	Net Weight (g)	No of Slices/Pizza	Energy (kcal)	Energy %RDA (2000Kcal)	Carbohydrate (g)	Protein (g)	Dietary Fibre (g)	Total Sugar (g)	Added Sugar (g)	Added Sugar %RDA (50 g)	Total Fat(g)	Total Fat %RDA (67 g)	MUFA (g)	PUFA (g)	Saturated Fat (g)	Saturated Fat %RDA (22 g)	Transfat (g)	Trans Fat %RDA (2 g)	Cholesterol (mg)	Sodium (mg)	
	Margherita Pizza Ultimate Cheese (Personal)	342	4	970.9	48.5	136.7	42.0	10.7	ND	ND	0.0	30.8	46.0	8.0	3.9	19.0	86.3	ND	0.0	31.7	2272.2	113.6	Contains Cereals containing Gluten (Wheat), Soya and Milk & Milk Products.
	Veggie Supreme Ultimate Cheese (Personal)	437	4	1103.7	55.2	146.1	43.2	10.5	ND	ND	0.0	40.9	61.0	11.2	7.4	22.2	100.9	ND	0.0	39.2	2135.0	106.8	Contains Cereals containing Gluten (Wheat), Soya and Milk & Milk Products.
	Tandoori Paneer Ultimate Cheese (Personal)	416	4	1436.7	71.8	204.4	48.6	17.7	ND	ND	0.0	51.1	76.3	13.1	17.5	20.3	92.1	0.2	10.4	59.1	2672.6	133.6	Contains Cereals containing Gluten (Wheat), Soya and Milk & Milk Products.
	Triple Chicken Feast Ultimate Cheese (Personal)	468	4	1218.4	60.9	122.5	62.8	12.5	ND	ND	0.0	55.8	83.3	17.0	7.3	31.6	143.6	ND	0.0	33.9	2949.8	2949.8	Contains Cereals containing Gluten (Wheat), Soya and Milk & Milk Products.
	Chicken Sausage Ultimate Cheese (Personal)	384	4	1132.9	56.6	131.8	45.9	11.9	ND	ND	0.0	49.2	73.5	14.0	7.8	27.5	125.0	0.5	27.0	57.1	2177.5	108.9	Contains Cereals containing Gluten (Wheat), Soya and Milk & Milk Products.
	Chicken Tikka Ultimate Cheese (Personal)	415	4	1152.4	57.6	145.6	50.4	18.5	ND	ND	0.0	43.3	64.6	11.5	6.3	25.4	115.5	ND	0.0	66.8	2324.5	116.2	Contains Cereals containing Gluten (Wheat), Soya and Milk & Milk Products.
	Veggie Supreme Ultimate Cheese (Medium)	809	6	2043.3	102.2	270.4	79.9	19.5	ND	ND	0.0	75.6	112.9	20.8	13.8	41.1	186.8	ND	0.0	72.6	3952.5	197.6	Contains Cereals containing Gluten (Wheat), Soya and Milk & Milk Products.
	Tandoori Paneer Ultimate Cheese (Medium)	763	6	2635.0	131.8	374.9	89.1	32.4	ND	ND	0.0	93.8	140.0	24.1	32.1	37.2	168.9	0.4	19.1	108.4	4901.9	245.1	Contains Cereals containing Gluten (Wheat), Soya and Milk & Milk Products.
	Margherita Pizza Ultimate Cheese (Medium)	617	6	1751.5	87.6	246.6	75.7	19.3	ND	ND	0.0	55.7	83.1	14.4	7.0	34.2	155.7	ND	0.0	57.2	4099.3	205.0	Contains Cereals containing Gluten (Wheat), Soya and Milk & Milk Products.
	Triple Chicken Feast Ultimate Cheese (Medium)	879	6	2288.5	114.4	230.0	117.9	23.5	ND	ND	0.0	104.9	156.5	31.9	13.6	59.3	269.7	ND	0.0	63.7	5540.3	277.0	Contains Cereals containing Gluten (Wheat), Soya and Milk & Milk Products.
	Chicken Sausage Ultimate Cheese (Medium)	703	6	2074.0	103.7	241.4	84.0	21.7	ND	ND	0.0	90.1	134.5	25.6	14.3	50.3	228.8	1.0	49.4	104.6	3986.4	199.3	Contains Cereals containing Gluten (Wheat), Soya and Milk & Milk Products.
	Chicken Tikka Ultimate Cheese (Medium)	771	6	2141.0	107.0	270.4	93.6	34.3	ND	ND	0.0	80.4	120.0	21.4	11.8	47.2	214.5	0.8	40.7	124.2	4318.6	215.9	Contains Cereals containing Gluten (Wheat), Soya and Milk & Milk Products.
Crafted Flatzz																							
	Paneer Makhni Masala	427		1165.6	58.3	151.6	44.0	13.2	14.7	ND	0.0	45.5	67.9	13.5	10.4	21.4	97.5	ND	0.0	66.8	2865.8	143.3	Contains Cereals containing Gluten (Wheat), Soya and Milk & Milk Products.
	Overloaded Veggies	467		1134.1	56.7	143.7	51.0	14.6	20.0	5.7	11.4	42.7	63.7	13.2	9.9	19.4	88.3	ND	0.0	50.9	2980.9	149.0	Contains Cereals containing Gluten (Wheat), Soya and Milk & Milk Products.
	Fiery Schezwan Veggie	411		1083.7	54.2	136.5	49.0	13.4	9.5	ND	0.0	40.9	61.1	13.2	8.1	19.5	88.6	ND	0.0	51.3	2845.6	142.3	Contains Cereals containing Gluten (Wheat), Soya and Milk & Milk Products.
	Smokey BBQ Veggie	421		1084.4	54.2	137.3	47.5	12.5	19.0	4.6	9.1	41.2	61.4	12.7	6.1	22.3	101.4	ND	0.0	44.2	2688.8	134.4	Contains Cereals containing Gluten (Wheat), Soya and Milk & Milk Products.
	Keema Masala	436		1202.7	60.1	144.4	52.1	15.2	12.9	ND	0.0	49.6	74.1	16.6	13.4	19.5	88.8	ND	0.0	98.2	3788.0	189.4	Contains Cereals containing Gluten (Wheat), Soya and Milk & Milk Products.
	Ultimate	472		1208.7	60.4	142.4	56.7	18.1	13.8	ND	0.0	49.8	74.4	17.7	13.8	18.2	82.7	ND	0.0	135.4	3980.5	199.0	Contains Cereals containing Gluten (Wheat), Soya and Milk & Milk Products.
	Tandoori Chicken	473		1221.0	61.0	148.2	57.2	18.3	14.0	ND	0.0	48.4	72.3	14.8	16.7	16.8	76.3	ND	0.0	136.2	3477.2	173.9	Contains Cereals containing Gluten (Wheat), Soya and Milk & Milk Products.
Melts																							
	Cheezy Cheese Veg	244	2	723.0	36.1	98.2	22.7	7.7	ND	ND	ND	26.6	39.8	7.3	8.2	11.5	52.5	0.4	21.4	14.9	873.1	43.7	Contains Cereals containing Gluten (Wheat), Soya and Milk & Milk Products.
	Cheezy Cheese Chicken	260	2	698.0	34.9	86.1	25.7	8.4	ND	ND	ND	30.4	45.4	8.0	9.4	10.4	47.1	0.3	16.1	16.1	1024.2	51.2	Contains Cereals containing Gluten (Wheat), Soya and Milk & Milk Products.
	Loaded Veggie BBQ	272	2	694.7	34.7	101.0	18.6	9.0	15.2	8.4	16.8	24.4	36.4	6.6	8.8	9.0	41.0	0.3	16.8	16.4	1062.0	53.1	Contains Cereals containing Gluten (Wheat), Soya and Milk & Milk Products.
	Loaded Chicken BBQ	294	2	970.5	48.5	129.8	32.6	10.0	16.4	9.6	19.1	35.7	53.2	11.3	12.6	12.1	55.1	0.3	16.7	17.5	1385.7	69.3	Contains Cereals containing Gluten (Wheat), Soya and Milk & Milk Products.
	Royal Spice Paneer	254	2	697.7	34.9	77.7	28.7	7.6	ND	ND	0.0	30.2	45.1	10.2	4.4	15.6	71.1	ND	0.0	17.3	1123.8	56.2	Contains Cereals containing Gluten (Wheat), Soya and Milk & Milk Products.
	Kadhai Paneer	272	2	734.1	36.7	82.7	30.5	6.5	ND	ND	0.0	31.3	46.7	10.0	4.9	16.4	74.6	ND	0.0	18.2	1413.1	70.7	Contains Cereals containing Gluten (Wheat), Soya and Milk & Milk Products.
	Kadhai Chicken	280	2	926.2	46.3	123.8	31.9	9.0	14.8	9.0	17.9	33.7	50.3	11.6	11.1	11.0	49.9	ND	0.0	17.5	1592.4	79.6	Contains Cereals containing Gluten (Wheat), Soya and Milk & Milk Products.
	Royal Spice Chicken	284	2	951.0	47.6	127.8	32.6	9.1	14.5	8.5	17.1	34.4	51.3	11.6	11.4	11.3	51.4	ND	0.0	17.3	1462.7	73.1	Contains Cereals containing Gluten (Wheat), Soya and Milk & Milk Products.




























Veg/ Non Veg	Products		Nutritional Information					Allergen Information					Additional Information													
			Net Weight (g)	No of Pcs.	Energy (kcal)	Energy %RDA (2000kcal)	Carbohydrate (g)	Protein (g)	Dietary Fibre (g)	Total Sugar (g)	Added Sugar (g)	Added Sugar %RDA (50 g)	Total Fat (g)	Total Fat %RDA (67 g)	MUFA (g)	PUFA (g)	Saturated Fat (g)	Saturated Fat %RDA (22 g)	Transfat (g)	Trans Fat %RDA (2 g)	Cholesterol (mg)	Sodium (mg)	Sodium %RDA (2000 mg)	Allergen Information		
	Flavour Fun Pizza																									
🟢	Classic Corn		248	4	790.7	39.5	105.9	17.2	11.8	ND	ND	ND	33.1	49.4	8.0	19.5	5.7	25.8	0.0	1.4	ND	1595.6	79.8	Contains Cereals containing Gluten (Wheat), Soya and Milk & Milk Products.		
🟢	Classic Onion Capsicum		254	4	780.5	39.0	110.3	16.3	9.1	ND	ND	ND	30.4	45.4	6.4	18.6	5.4	24.6	ND	ND	ND	1653.5	82.7	Contains Cereals containing Gluten (Wheat), Soya and Milk & Milk Products.		
🟠	Chatpata Chicken Feast		304	4	892.3	44.6	117.4	25.6	7.3	ND	ND	ND	35.6	53.1	8.8	20.4	6.4	28.9	ND	ND	ND	1681.3	84.1	Contains Cereals containing Gluten (Wheat), Soya and Milk & Milk Products.		
🟠	Classic Herbed Chicken & Capsicum		266	4	880.5	44.0	105.4	25.5	7.9	ND	ND	ND	39.6	59.1	10.2	22.3	7.2	32.5	ND	ND	ND	1395.3	69.8	Contains Cereals containing Gluten (Wheat), Soya and Milk & Milk Products.		
🟢	Cheesy Spicy Delight		240	4	881.2	44.1	100.9	31.3	7.6	ND	ND	ND	39.1	58.4	9.9	20.0	9.2	41.8	ND	ND	ND	2414.3	120.7	Contains Cereals containing Gluten (Wheat), Soya and Milk & Milk Products.		
🟢	Spicy Sweet corn, Onion, Green Chilli		268	4	875.7	43.8	117.1	20.8	8.0	ND	ND	ND	36.0	53.8	9.1	20.9	5.9	27.0	ND	ND	ND	1407.1	70.4	Contains Cereals containing Gluten (Wheat), Soya and Milk & Milk Products.		
🟢	Chatpata Tomato Onion & Chilli		266	4	873.0	43.7	114.6	19.9	7.4	ND	ND	ND	37.2	55.5	9.2	21.8	6.1	27.8	ND	ND	ND	1438.9	71.9	Contains Cereals containing Gluten (Wheat), Soya and Milk & Milk Products.		
🟢	Chilli Paneer Sizzle		298	4	887.7	44.4	114.8	25.7	21.8	ND	ND	ND	36.2	54.0	7.8	18.7	9.7	44.3	0.2	9.0	10.3	2286.5	114.3	Contains Cereals containing Gluten (Wheat), Soya and Milk & Milk Products.		
🟠	Classic Chicken Pepperoni & Onion		256	4	850.4	42.5	113.8	18.6	13.8	ND	ND	ND	35.6	53.2	9.9	19.4	6.4	29.1	ND	ND	11.1	1870.9	93.5	Contains Cereals containing Gluten (Wheat), Soya and Milk & Milk Products.		
	Chicken Wings																									
🟠	Spicy Baked Chicken Wings		148	4	280.4	14.0	13.5	28.2	3.4	ND	ND	ND	17.4	26.0	8.8	3.5	5.1	23.3	0.03	1.6	175.9	1986.5	99.3	Contains Cereals containing Gluten (Wheat) & Soya		
🟠	BBQ Wings		178	4	367.4	18.4	18.4	34.5	4.9	10.3	6.1	12.2	17.4	25.9	7.5	5.3	4.6	20.8	0.02	0.8	186.4	2975.9	148.8	Contains Cereals containing Gluten (Wheat) & Soya		
🟠	Spicy Baked Chicken Wings		222	6	420.6	21.0	20.3	42.4	5.1	ND	ND	ND	26.1	39.0	13.2	5.2	7.7	34.9	0.05	2.5	263.8	2979.8	149.0	Contains Cereals containing Gluten (Wheat) & Soya		
🟠	BBQ Wings		267	6	551.2	27.6	27.5	51.7	7.3	15.4	9.2	18.3	26.0	38.9	11.2	8.0	6.9	31.2	0.02	1.2	279.6	4463.8	223.2	Contains Cereals containing Gluten (Wheat) & Soya		
🟠	Baked Royal Spice Chicken Wings		237	6	542.3	27.1	25.1	46.5	5.7	10.5	10.0	20.0	28.4	42.4	14.4	5.9	8.1	36.8	ND	0.0	282.3	2384.5	119.2	Contains Cereals containing Gluten (Wheat) & Soya		
🟠	Baked Royal Spice Chicken Wings		157	4	359.2	18.0	16.6	30.8	3.8	7.0	6.6	13.2	18.8	28.1	9.5	3.9	5.4	24.4	ND	0.0	187.0	1579.6	79.0	Contains Cereals containing Gluten (Wheat) & Soya		
🟠	Baked Southern Fiery Chicken Wings		231	6	520.9	26.0	24.0	44.4	5.8	9.5	9.1	18.1	27.5	41.0	14.0	5.7	7.8	35.4	ND	0.0	279.5	2830.0	141.5	Contains Cereals containing Gluten (Wheat) & Soya		
🟠	Baked Southern Fiery Chicken Wings		153	4	345.0	17.3	15.9	29.4	3.9	6.3	6.0	12.0	18.2	27.2	9.3	3.8	5.2	23.4	ND	0.0	185.1	1874.4	93.7	Contains Cereals containing Gluten (Wheat) & Soya		
	Dips																									
🟢	Momo Dip		15	1	17.6	0.8	2.5	0.4	NA	1.8	0.7	1.3	0.6	0.9	NA	NA	0.2	0.7	0.0	0.0	NA	155.7	7.8			
🟢	Veg Mayonnaise Dip		15	1	55.4	2.8	1.9	0.1	NA	1.0	0.8	1.6	5.3	7.9	NA	NA	0.9	3.9	0.0	0.0	0.0	106.6	5.3	Contains Cereals containing Gluten (Wheat) & Soya		
🟢	Jalapeno Pepper Dip		20	1	49.1	2.5	1.8	0.2	NA	0.7	NA	NA	4.6	6.8	NA	NA	0.9	4.0	0.0	0.0	NA	240.0	12.0	Contains Cereals containing Gluten (Wheat) & Soya		
🟢	Tomato Ketchup		8	1	11.2	0.6	2.7	0.1	NA	1.8	1.6	3.2	0.0	0.0	NA	NA	0.0	0.0	0.0	0.0	0.0	72.0	3.6			



Veg/ Non Veg	Products		Net Weight (g)				Carbohydrate (g)	Protein (g)	Dietary Fibre (g)	Total Sugar (g)	Added Sugar (g)	Added Sugar %RDA (50 g)	Total Fat(g)	Total Fat %RDA (67 g)	MUFA (g)	PUFA (g)	Saturated Fat (g)	Saturated Fat %RDA (22 g)	Transfat (g)	Trans Fat %RDA (2-g)	Cholesterol (mg)	Sodium (mg)	Sodium %RDA (2000 mg)	Allergen Information
			No of Slices/Pizza	Energy (kcal)	Energy %RDA (2000kcal)																			
	Garlic Breads																							
🟢	Classic Bread Stix		180	NA	517.0	25.8	111.2	15.6	4.4	6.3	3.8	7.7	2.2	3.2	0.5	1.3	0.4	1.8	ND	ND	ND	949.3	47.5	Contains Cereals containing Gluten (Wheat), Soya and Milk & Milk Products.
🟢	Loaded Bread Stix		210	NA	673.0	33.7	113.2	16.4	4.4	8.1	5.3	10.6	18.3	27.3	4.1	11.0	3.2	14.6	ND	ND	ND	1300.5	65.0	Contains Cereals containing Gluten (Wheat), Soya and Milk & Milk Products.
🟢	Garlic Bread Cheese		136	NA	493.6	24.7	54.8	10.4	4.1	1.7	1.7	3.4	31.7	47.3	1.8	3.3	26.7	121.2	ND	ND	ND	1731.2	86.6	Contains Cereals containing Gluten (Wheat), Soya and Milk & Milk Products.
🟢	Garlic Bread Spicy Supreme		156	4	540.3	27.0	58.4	10.5	5.4	2.0	2.0	4.0	29.4	43.9	7.5	1.9	20.0	90.8	0.9	45.3	18.1	1775.0	88.7	Contains Cereals containing Gluten (Wheat), Soya and Milk & Milk Products.
🟢	Exotica Veggie Garlic Bread		174	4	781.6	39.1	72.0	13.4	6.2	ND	ND	ND	48.9	72.9	13.2	11.3	24.4	110.7	0.8	41.3	34.7	1533.3	76.7	Contains Cereals containing Gluten (Wheat), Soya and Milk & Milk Products.
🟢	Kadhai Garlic Bread		198	4	740.7	37.0	77.6	14.5	6.9	9.2	8.8	17.5	41.4	61.8	11.0	2.8	27.7	125.7	ND	0.0	24.3	1325.2	66.3	Contains Cereals containing Gluten (Wheat), Soya and Milk & Milk Products.
🟢	Southern Fiery Garlic Bread		190	4	732.6	36.6	78.1	13.6	6.7	5.8	5.5	11.0	40.7	60.7	10.7	2.7	27.3	124.2	ND	0.0	23.6	1361.2	68.1	Contains Cereals containing Gluten (Wheat), Soya and Milk & Milk Products.
🟢	Indi Garlic Bread Combo		194	4	736.7	36.8	77.9	14.0	6.8	7.5	7.1	14.3	41.0	61.2	10.8	2.7	27.5	125.0	ND	0.0	24.0	1343.2	67.2	Contains Cereals containing Gluten (Wheat), Soya and Milk & Milk Products.
🟠	Masala Keema Garlic Bread		184	4	813.6	40.7	70.6	17.8	2.7	ND	ND	ND	51.1	76.3	14.0	12.6	24.5	111.3	0.8	40.4	39.7	1609.7	80.5	Contains Cereals containing Gluten (Wheat), Soya and Milk & Milk Products.
🟠	Kadhai Keema Garlic Bread		230	4	1007.9	50.4	93.8	22.5	3.3	9.0	8.5	17.0	60.3	89.9	19.8	16.4	24.1	109.5	ND	0.0	52.9	1541.2	77.1	Contains Cereals containing Gluten (Wheat), Soya and Milk & Milk Products.
🟠	Southern Fiery Keema Garlic Bread		222	4	969.1	48.5	90.1	21.8	3.1	5.8	5.6	11.1	57.9	86.5	17.4	15.3	25.3	115.0	ND	0.0	53.0	1082.4	54.1	Contains Cereals containing Gluten (Wheat), Soya and Milk & Milk Products.
🟠	Indi Keema Garlic Bread Combo		226	4	988.5	49.4	92.0	22.2	3.2	7.4	7.0	14.1	59.1	88.2	18.6	15.8	24.7	112.2	ND	0.0	53.0	1311.8	65.6	Contains Cereals containing Gluten (Wheat), Soya and Milk & Milk Products.
	Pastas																							
🟢	Classic Mushroom Pasta		262	1	604.6	30.2	70.3	11.0	6.5	5.9	2.9	5.8	31.0	46.3	5.6	13.2	12.2	55.5	0.2	12.4	ND	1177.7	58.9	Contains Cereals containing Gluten (Wheat), Soya and Milk & Milk Products.
🟢	Tomato Twist Red Sauce Pasta		296	1	519.0	25.9	42.6	35.4	12.1	ND	ND	ND	23.0	34.3	5.8	13.4	3.9	17.5	ND	ND	ND	2326.9	116.3	Contains Cereals containing Gluten (Wheat), Soya and Milk & Milk Products.
🟢	Cosy Comfort White Sauce Pasta		322	1	664.0	33.2	57.4	37.6	6.6	10.4	4.2	8.5	31.6	47.1	8.2	11.0	12.4	56.2	0.5	23.7	74.5	1385.9	69.3	Contains Cereals containing Gluten (Wheat), Soya and Milk & Milk Products.
🟠	Cosy Comfort White Sauce Chicken Pasta		330	1	878.0	43.9	59.2	40.7	8.0	ND	ND	ND	53.2	79.3	15.8	15.9	21.5	97.6	0.8	38.2	156.5	2100.3	105.0	Contains Cereals containing Gluten (Wheat), Soya and Milk & Milk Products.
🟢	Spicy Red Schezwan Pasta		304	1	579.2	29.0	78.0	11.5	15.0	22.0	9.6	19.1	24.6	36.7	5.9	14.4	4.3	19.5	ND	ND	ND	2078.8	103.9	Contains Cereals containing Gluten (Wheat), Soya and Milk & Milk Products.
🟠	Spicy Red Schezwan Chicken Pasta		324	1	577.5	28.9	81.8	14.8	17.3	23.1	9.2	18.4	21.3	31.7	5.3	12.1	3.8	17.3	ND	ND	13.5	2275.6	113.8	Contains Cereals containing Gluten (Wheat), Soya and Milk & Milk Products.
🟢	Tandoori Paneer Pasta		318	1	737.6	36.9	83.0	14.8	16.1	22.9	7.3	14.7	38.5	57.4	9.1	20.2	9.2	41.8	0.2	8.4	21.9	2077.6	103.9	Contains Cereals containing Gluten (Wheat), Soya and Milk & Milk Products.
🟠	Tandoori Murg Pasta		322	1	687.8	34.4	79.1	14.8	19.7	19.9	4.5	9.0	34.7	51.8	8.0	20.7	5.9	27.0	ND	ND	12.5	2461.8	123.1	Contains Cereals containing Gluten (Wheat), Soya and Milk & Milk Products.
🟢	Penne McN Cheese Pasta		320	1	727.6	36.4	74.1	14.7	16.3	6.3	ND	ND	41.4	61.8	9.7	21.0	10.7	48.7	0.2	10.1	11.1	1529.9	76.5	Contains Cereals containing Gluten (Wheat), Soya and Milk & Milk Products.
🟠	Penne McN Cheese & Chicken Pasta		344	1	770.0	38.5	112.5	17.0	18.5	7.1	ND	ND	42.5	63.5	10.1	23.1	9.2	42.0	ND	ND	16.8	2018.2	100.9	Contains Cereals containing Gluten (Wheat), Soya and Milk & Milk Products.









Veg/ Non Veg			Net Weight (g)		No of Slices/Pizza		Energy (kcal)		Energy %RDA (2000Kcal)		Carbohydrate (g)		Protein (g)		Dietary Fibre (g)		Total Sugar (g)		Added Sugar (g)		Added Sugar %RDA (50 g)		Total Fat(g)		Total Fat %RDA (67 g)		MUFA (g)		PUFA (g)		Saturated Fat (g)		Saturated Fat %RDA (22 g)		Transfat (g)		Trans Fat %RDA (2 g)		Cholesterol (mg)		Sodium (mg)		Sodium %RDA (2000 mg)		Allergen Information
			Sides																																										
	Jalapeno Poppers		90	4	225.3	11.3	27.1	6.1	ND	3.4	1.2	2.4	10.3	15.3	3.4	0.9	6.0	27.2	0.1	4.9	20.7	576.5	28.8	Contains Cereals containing Gluten (Wheat), Soya and Milk & Milk Products.																					
	Sprinkled Fries		110		224.2	11.2	40.4	4.3	5.0	ND	ND	ND	5.0	7.5	2.1	0.6	2.3	10.5	ND	ND	ND	876.0	43.8																						
	Cheezy Sprinkled Fries		110		233.9	11.7	40.0	4.4	4.3	ND	ND	ND	6.3	9.3	2.6	0.5	3.1	14.3	ND	ND	6.8	293.4	14.7	Contains Milk & Milk Products.																					
	Baked Cheesy Momo (Veg)		161		317.2	15.9	39.5	10.9	5.0	5.6	ND	0.0	12.8	19.2	3.6	1.3	7.9	35.9	ND	0.0	ND	1150.7	57.5	Contains Cereals containing Gluten (Wheat), Milk & Soya																					
	Cheesy Pocket (2pc)		276	2	805.0	40.2	112.0	24.4	8.1	ND	ND	0.0	30.6	45.7	8.0	8.8	13.8	62.9	ND	0.0	23.7	2010.4	100.5	Contains Cereals containing Gluten (Wheat), Milk & Soya																					
	Indi Cheesy Pocket (2pc)		296	2	815.7	40.8	106.1	26.8	8.9	ND	ND	0.0	33.6	50.1	8.9	9.5	15.2	69.2	ND	0.0	34.9	2324.7	116.2	Contains Cereals containing Gluten (Wheat), Milk & Soya																					
	Baked Cheesy Momo (Non Veg)		161		404.1	20.2	91.9	15.5	3.5	5.3	ND	0.0	14.9	22.3	4.7	1.8	8.4	38.1	ND	0.0	30.7	1096.9	54.8	Contains Cereals containing Gluten (Wheat), Milk & Soya																					
Dessert																																													
	Choco Volcano		82	1	261.7	13.1	45.7	5.7	2.6	29.9	28.4	56.7	12.8	19.1	2.6	0.3	9.9	44.8	ND	ND	ND	124.8	6.2	Contains Cereals containing Gluten (Wheat), Soya and Milk & Milk Products.																					
	Choco Vanilla Romance		55	1	90.5	4.5	17.9	1.4	0.4	13.5	13.1	26.3	1.6	2.4	0.2	0.2	1.2	5.5	0.0	0.4	3.3	40.3	2.0	Contains Cereals containing Gluten (Wheat), Soya and Milk & Milk Products.																					
	Ebony & Ivory With Brownie		118	1	380.6	19.0	51.3	5.1	1.5	31.3	25.5	50.9	17.2	25.7	5.1	0.8	11.3	51.3	0.2	11.5	13.8	153.3	7.7	Contains Cereals containing Gluten (Wheat), Soya and Milk & Milk Products.																					
	Brow-wow-nie		55	1	272.7	13.6	38.1	3.3	1.3	22.2	19.0	38.0	11.9	17.8	3.5	0.5	7.9	35.9	0.2	9.0	ND	95.4	4.8	Contains Cereals containing Gluten (Wheat), Soya and Milk & Milk Products.																					
Veg/ Non Veg	Products Beverages		Net Weight (g)		Energy (kcal)		Energy %RDA (2000Kcal)		Carbohydrate (g)		Protein (g)		Dietary Fibre (g)		Total Sugar (g)		Added Sugar (g)		Added Sugar %RDA (50 g)		Total Fat(g)		Total Fat %RDA (67 g)		MUFA (g)		PUFA (g)		Saturated Fat (g)		Saturated Fat %RDA (22 g)		Transfat (g)		Trans Fat %RDA (2 g)		Cholesterol (mg)		Sodium (mg)		Sodium %RDA (2000 mg)		Caffeine (mg)		
	Lemon Mint Mojito			220	132.8	6.6	33.2	ND	ND	ND	31.3	31.3	62.6	ND	0.0	ND	ND	ND	0.0	ND	0.0	ND	0.0	ND	0.0	ND	0.0	ND	0.0	ND	0.0	ND	16.9	0.8	0.0										
	Fresh Lime Soda (Salty)			215	43.0	2.2	ND	ND	ND	ND	ND	ND	0.0	ND	0.0	ND	ND	ND	0.0	ND	0.0	ND	0.0	ND	0.0	ND	0.0	ND	0.0	ND	0.0	ND	1290.0	64.5	0.0										
	Fresh Lime Soda (Sweet)			215	43.0	2.2	10.8	ND	ND	ND	13.0	13.0	26.0	ND	0.0	ND	ND	ND	0.0	ND	0.0	ND	0.0	ND	0.0	ND	0.0	ND	0.0	ND	0.0	ND	ND	0.0	0.0										
	Fresh Lime Soda (Sweet & Salty)			216	43.0	2.2	10.8	ND	ND	ND	13.0	13.0	0.0	ND	0.0	ND	ND	ND	0.0	ND	0.0	ND	0.0	ND	0.0	ND	0.0	ND	0.0	ND	0.0	ND	1290.0	64.5	0.0										
	Masala Pop			280	217.6	10.9	53.3	ND	ND	ND	51.4	10.4	20.8	ND	0.0	ND	ND	ND	0.0	ND	0.0	ND	0.0	ND	0.0	ND	0.0	ND	0.0	ND	0.0	ND	234.8	11.7	0.0										
	Masala Lemonade			250	134.0	6.7	32.2	0.2	0.1	ND	31.6	30.9	61.8	0.4	0.6	ND	0.3	0.0	0.2	ND	0.0	ND	0.0	ND	0.0	ND	0.0	ND	0.0	ND	0.0	ND	450.1	22.5	0.0										
	Masal Pepsi			250	126.5	6.3	30.9	0.2	0.1	ND	30.3	29.6	59.3	0.4	0.6	ND	0.3	0.0	0.2	ND	0.0	ND	0.0	ND	0.0	ND	0.0	ND	0.0	ND	0.0	ND	412.6	20.6	181.3										
	Masala Mirinda			250	156.5	7.8	38.2	0.2	0.1	ND	37.6	36.9	73.8	0.4	0.6	ND	0.3	0.0	0.2	ND	0.0	ND	0.0	ND	0.0	ND	0.0	ND	0.0	ND	0.0	ND	420.0	21.0	0.0										
	Pepsi			250	107.5	5.4	27.3	ND	ND	ND	27.3	27.3	54.5	ND	0.0	ND	ND	ND	0.0	ND	0.0	ND	0.0	ND	0.0	ND	0.0	ND	0.0	ND	0.0	ND	7.5	0.4	181.3										
	7 up			250	115.0	5.8	28.5	ND	ND	ND	28.5	28.5	57.0	ND	0.0	ND	ND	ND	0.0	ND	0.0	ND	0.0	ND	0.0	ND	0.0	ND	0.0	ND	0.0	ND	45.0	2.3	0.0										
	Mirinda			250	137.5	6.9	34.5	ND	ND	ND	34.5	34.5	69.0	ND	0.0	ND	ND	ND	0.0	ND	0.0	ND	0.0	ND	0.0	ND	0.0	ND	0.0	ND	0.0	ND	15.0	0.8	0.0										
	Pepsi Black			250	0.0	0.0	ND	ND	ND	ND	ND	ND	0.0	ND	0.0	ND	ND	ND	0.0	ND	0.0	ND	0.0	ND	0.0	ND	0.0	ND	0.0	ND	0.0	ND	15.0	0.8	181.3										
	7UP Zero Sugar			250	3.0	0.2	0.0	0.0	0.0	0.0	0.0	0.0	0.0	0.0	0.0	0.0	0.0	0.0	0.0	0.0	0.0	0.0	0.0	0.0	0.0	0.0	0.0	0.0	0.0	0.0	0.0	0.0	62.5	3.1	-										
	Masala Lemonade with 7UP Zero Sugar			250	22.0	1.1	3.7	0.2	NA	NA	3.1	2.4	4.8	0.4	0.6	NA	NA	0.0	0.0	0.0	0.0	0.0	0.0	0.0	0.0	0.0	0.0	0.0	0.0	0.0	0.0	0.0	NA	405.1	20.3	-									

"7UP ZERO SUGAR & MASALA LEMONADE MADE WITH 7UP ZERO SUGAR CONTAINS AN ADMXTURE OF ASPARTAME, SUCRALOSE AND ACESULFAME POTASSIUM. NOT RECOMMENDED FOR PHENYLKETONURICS, CHILDREN, PREGNANT OR LACTATING WOMEN."



Veg/ Non Veg	Products Beverages																					Allergen Information
		Net Weight (g)	Energy (kcal)	Energy %RDA (2000kcal)	Carbohydrate (g)	Protein (g)	Dietary Fibre (g)	Total Sugar (g)	Added Sugar (g)	Added Sugar %RDA (50 g)	Total Fat (g)	Total Fat %RDA (67 g)	MUFA (g)	PUFA (g)	Saturated Fat (g)	Saturated Fat %RDA (22 g)	Transfat (g)	Trans Fat %RDA (2 g)	Cholesterol (mg)	Sodium (mg)	Sodium %RDA (2000 mg)	
	Sunfeast Mango Smoothie 300ml	300	249.0	12.5	52.2	3.0	ND	51.0	40.5	81.0	3.0	4.5	ND	ND	2.1	9.5	ND	0.0	9.0	120.0	6.0	Contains Milk, Nut May Contain Soya
	Sunfeast Mango Smoothie with Scoop of Vanilla	355	361.0	18.1	65.6	4.9	ND	62.9	52.4	104.8	8.6	12.8	ND	ND	4.9	22.3	ND	0.0	9.0	149.0	7.5	Contains Milk, Nut May Contain Soya
	Sunfeast Dark Fantasy Chocolate Shake 300ml	300	327.0	16.4	52.5	9.0	ND	51.6	36.0	72.0	9.0	13.4	ND	ND	6.0	27.3	ND	0.0	24.0	285.0	14.3	Contains Milk, Soya May Contain Nut
	Sunfeast Dark Fantasy Chocolate Shake with Scoop of Vanilla	355	439.0	22.0	65.5	10.9	ND	63.5	47.9	95.8	14.6	21.8	ND	ND	8.8	40.0	ND	0.0	24.0	314.0	15.7	Contains Milk, Soya May Contain Nut
	Cappuccino	185	84.0	4.2	13.0	5.0	ND	10.0	3.0	6.0	1.0	1.5	ND	ND	1.0	4.5	ND	0.0	4.0	97.0	4.9	Contains Caffeine
	Desi Style Latte	189	100.0	5.0	16.0	6.0	ND	12.0	4.0	8.0	2.0	3.0	ND	ND	1.0	4.5	ND	0.0	5.0	115.0	5.8	Contains Caffeine
	Hot Chocolate	202	134.0	6.7	25.0	4.0	ND	22.0	17.0	34.0	1.0	1.5	ND	ND	1.0	4.5	ND	0.0	4.0	91.0	4.6	
	Masala Chai	194	85.0	4.3	16.0	2.0	ND	14.0	11.0	22.0	1.0	1.5	ND	ND	1.0	4.5	ND	0.0	5.0	22.0	1.1	
	Cold Coffee	235	136.0	6.8	24.0	5.0	ND	22.0	14.0	28.0	2.0	3.0	ND	ND	2.0	9.1	ND	0.0	4.0	61.0	3.1	Contains Caffeine
	Cold Chocolate	245	140.0	7.0	27.0	4.0	ND	24.0	19.0	38.0	1.0	1.5	ND	ND	1.0	4.5	ND	0.0	4.0	86.0	4.3	
	Frappe Mocha	243	163.0	8.2	29.0	6.0	ND	26.0	17.0	34.0	3.0	4.5	ND	ND	2.0	9.1	ND	0.0	5.0	76.0	3.8	Contains Caffeine

Crust Upgrade																						
For stuffed Crust Maxx & Ultimate Cheese Pizza, the nutritional values mentioned below to be added on top of Per Serve Pan Pizza nutritional values																						
	Stuffed Crust Maxx (Medium)	207	448.1	22.4	12.1	14.9	0.7	0.0	0.0	0.0	37.8	56.4	11.7	5.5	20.8	94.6	0.6	30.5	1.7	1103.6	55.2	Contains Cereals containing Gluten (Wheat), Soya and Milk & Milk Products.
	Stuffed Crust Maxx (Personal)	130	294.8	14.7	8.1	10.3	0.5	0.0	0.0	0.0	24.5	36.6	7.6	3.5	13.6	61.7	0.4	20.4	3.0	747.5	37.4	Contains Cereals containing Gluten (Wheat), Soya and Milk & Milk Products.
	Ultimate Cheese (Medium)	120	374.5	18.7	53.7	15.0	3.8	ND	ND	0.0	15.4	22.9	NA	NA	NA	NA	ND	0.0	NA	1381.9	69.1	Contains Cereals containing Gluten (Wheat), Soya and Milk & Milk Products.
	Ultimate Cheese (Personal)	80	249.6	12.5	35.8	10.0	2.5	ND	ND	0.0	10.2	15.3	NA	NA	NA	NA	ND	0.0	NA	921.3	46.1	Contains Cereals containing Gluten (Wheat), Soya and Milk & Milk Products.
	Stuff Crust Pizza Chicken Seekh Kebab (Medium)	243	614.3	30.7	22.1	25.3	1.7	13.9	6.3	12.5	47.2	70.4	16.1	18.7	12.4	56.3	0.2	10.9	96.1	1504.0	75.2	Contains Cereals containing Gluten (Wheat), Soya and Milk & Milk Products.
	Stuff Crust Pizza Chicken Seekh Kebab (Personal)	152	389.3	19.5	14.3	16.1	1.1	8.8	3.9	7.9	29.8	44.4	10.2	11.8	7.8	35.5	0.1	6.9	60.5	975.8	48.8	Contains Cereals containing Gluten (Wheat), Soya and Milk & Milk Products.



© 2022 Pizza Hut India. All rights reserved.
License Number: 10017011004220